



# 2023-2024

## CROWLEY INDEPENDENT SCHOOL DISTRICT



# Sidney H. Poynter Elementary Quality Report

## Comprehensive Accountability System

Metrics that Matter to our Community

**DISTRICT-ASSIGNED SCHOOL QUALITY RATING** **TBD**

### 2023-2024 ACADEMICS

#### 3RD GRADE MATH

Approaches	Meets	Masters
55%	28%	7%

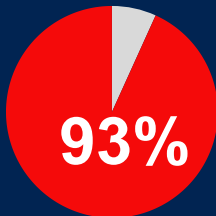
#### 5TH GRADE READING (Board Goal) ★

Approaches	Meets	Masters
67%	42%	15%

TEA Rating: TBD  
Baseline Year 2023


### Positive Student BEHAVIOR 4

★ (Board Goal)  
% of students with no OSS



### Student DISCIPLINE

Discipline Incidents



● In-school suspension ● Out-of-school suspension

### Student ENROLLMENT



### TEACHER Information 4

#### Teacher-to-Student Ratio



# 1:22

Teacher Student

#### Teacher Tenure



31 TEACHERS ON CAMPUS

### STUDENT SUPPORTS 4

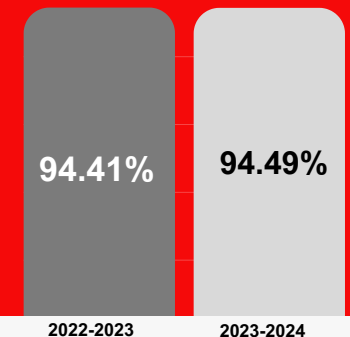
#### SOCIAL EMOTIONAL LEARNING SUPPORTS

Counselors	✓
SEL Specialists	
Interventionists	✓

#### AFTER SCHOOL PROGRAMS

21st Century (ACE)	✓
Clayton Youth Enrichment	
Tutorials	✓

### Attendance PERCENTAGE 4



### Parent and Student ENGAGEMENT OPPORTUNITIES

#### PARENT INVOLVEMENT 5

• PTA • All Pro Dad • Parent University • Family Nights

#### STUDENT CLUBS 5

- Girls in STEM
- BOY in Robotics
- Lego League
- Running Club
- Student Council
- Chess
- Poynter Choir
- Safety Patrol
- Basketball

### Campus COMMUNICATION



SCHOOL ENVIRONMENT





# 2023-2024



CROWLEY INDEPENDENT SCHOOL DISTRICT

# Sidney H. Poynter Elementary Quality Report

## Comprehensive Accountability System



## Crowley ISD School Board

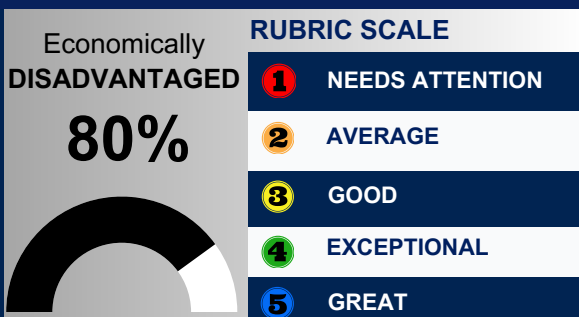
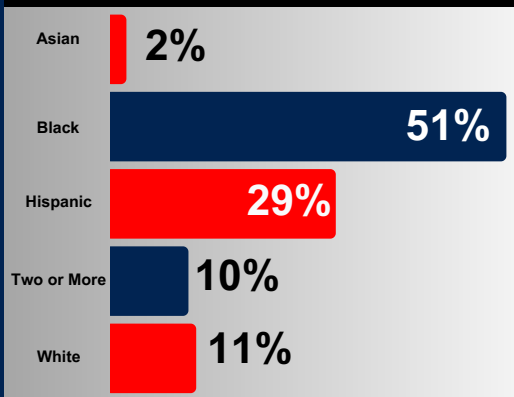
Our aspiration in Crowley ISD is to ensure that all students have access to a GREAT SCHOOL and are provided excellent educational experiences so that they achieve their full potential. When our students graduate from Crowley ISD, they will leave with more than a diploma. They will leave with choices and opportunities. We designed this School Quality Report (SQR) to highlight metrics that matter and to share with our community the areas of progress, the areas of opportunity, and the comprehensive quality of each school in Crowley ISD. This SQR is our effort to increase transparency by synthesizing the quantitative metrics with qualitative parent voices to provide a complete assessment of school quality.

“ I love the culture of the school. I feel included in every decision about my children and I am asked what motivates them at home. I feel like a part of the big picture. The kids are welcoming and so helpful!  
**Tiffany, Sidney H. Poynter Parent** ”

“ I like that I am proud to work here! It feels good to represent a school that truly cares about every single student. Seeing parents and students of the past remembering me and running up to hug me is such a warm feeling. I feel like I've made a difference in their lives for the better.  
**Brittany, Sidney H. Poynter Teacher** ”

“ I like that the teachers care about me. They say hi in the hallways. I like how I can do arts and crafts in STEM and when frustrated the teachers don't get mad at me.  
**Ruby, Sidney H. Poynter Student** ”

## CAMPUS DEMOGRAPHICS



Visit <http://crowleyisdtx.org> for more details regarding our rubric.



# GRADED ON 2023-2024 DATA

CROWLEY INDEPENDENT SCHOOL DISTRICT

## Crowley ISD Quality Report

### Comprehensive Accountability System Rubric

Metrics that Matter to our Community

#### RUBRIC SCALE

- 1** NEEDS ATTENTION
- 2** AVERAGE
- 3** GOOD
- 4** EXCEPTIONAL
- 5** GREAT

#### FINANCE FUND BALANCE

- 1** Less than 9%
- 2** 10-14%
- 3** 14-17%
- 4** 18-19%
- 5** 20%

#### GRADUATION RATE

- 1** 89% or less
- 2** 89-90%
- 3** 90-92%
- 4** 93-94%
- 5** 95% or greater

#### DISTRICT-ASSIGNED SCHOOL QUALITY RATING

- 1** F
- 2** D
- 3** C
- 4** B
- 5** A

#### TEACHER INFORMATION

Total # of 5 plus year teachers divided by the total # of teachers to get the percentage

- 1** 10-19%
- 2** 20-38%
- 3** 39-48%
- 4** 49-59%
- 5** 60% or greater

#### College, Career and Military Readiness (CCMR)

- 1** 60-70%
- 2** 71-80%
- 3** 81-90%
- 4** 91-94%
- 5** 95% or greater

### SCHOOL ENVIRONMENT

#### POSITIVE STUDENT BEHAVIOR

##### ELEMENTARY

- 1** 85 or less
- 2** 86-89
- 3** 90-91
- 4** 92-94
- 5** 95 or greater

##### SECONDARY

- 1** 69%
- 2** 70-73%
- 3** 74-84%
- 4** 85-91%
- 5** 92% or greater

#### STUDENT SUPPORTS

##### ELEMENTARY

- 1** 1 out of 6
- 2** 2 out of 6
- 3** 3 out of 6
- 4** 4 out of 6
- 5** 5 out of 6

##### SECONDARY

- 1** 2 or less
- 3** 3 out of 6
- 5** 4 out of 5

#### ATTENDANCE PERCENTAGE

##### ELEMENTARY

- 1** 85% or less
- 2** 86-89%
- 3** 90-92%
- 4** 93-94%
- 5** 95% or greater

##### SECONDARY

- 1** 69%
- 2** 70-73%
- 3** 74-84%
- 4** 85-91%
- 5** 92% or greater

#### PARENT AND STUDENT ENGAGEMENT OPPORTUNITIES

##### Parent Involvement

- 1** 0      **5** 2 or more
- 2** 1

##### Student Clubs

- 1** 0      **5** 5 or more
- 2** 1      **3** 3-4

#### REFER TO SECONDARY RATINGS FOR DISTRICT

Visit <http://crowleyisdtx.org> for more details

